



Pulse Pro

User instructions

Default codes

| | | |
|----------------|---------------------|---------------------|
| Manager | 6 0 - 1 2 3 4 5 6 + | Optional Dallas key |
| User 2 | 0 2 - 0 2 0 2 0 2 + | Optional Dallas key |
| User 3 | 0 3 - 0 3 0 3 0 3 + | Optional Dallas key |
| User x | x x - x x x x x x + | Optional Dallas key |

Dallas key

In the event that the user is composed of "code + Dallas key", before or after entering the code, the Dallas key must be placed on the appropriate Dallas key reader.

Override user

The override users open without waiting the time delay. In the default programming they are set in dual code opening but, upon request, the single opening mode can also be set.

Silent alarm

It is activated by increasing or decreasing the last digit by one number when entering the opening code.

Penalty

After four attempts to enter an incorrect code, the lock starts a 4-minute delay period. Each attempt to enter the code within the 4 minutes delay period restarts the count.

Low battery warning

A long beep during opening indicates a low battery level. Replace immediately the low battery with a new Alkaline battery.

Sound signals

A double beep normally indicates a correct operation. A long beep indicates an incorrect operation and the end of the operation itself.

Recommendations

Do not use easily identifiable codes such as 123456, dates of birth or other personal information.

Opening (It is recommended to change the factory code before use and to safely store the new code)

Enter the opening code (default Manager code 60-123456).

If the code is correct, the keypad will beep twice.

If programmed, the time delay count starts. The LED flashes every 2 seconds.

A beep every 2 seconds indicates the end of the time delay count.

Enter the opening code. The keypad beeps twice.

Open the safe door within 4 seconds.

Dual code opening (It is recommended to change the factory code before use and to safely store the new code)

Enter the opening code (default Manager code 60-123456).

If the code is correct, the keypad will beep twice.

If programmed, the time delay count starts. The LED flashes every 2 seconds.


A beep every 2 seconds indicates the end of the time delay count.

Enter both opening codes. The keypad beeps twice.

Open the safe door within 4 seconds.

Change code (Safely store the new code and perform various opening / closing tests before closing the safe door)

To be performed with the door open!

Press and hold  until the double beep. The LED remains on.


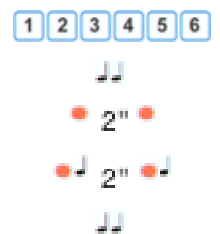
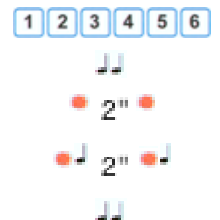
Enter the ID of the user whose code is to be changed.

Enter the **old code**.

Enter the **new code**.

Confirm the **new code**.

Perform various opening / closing tests before closing the safe door.



PulsePro

Activate a new user

Press and hold **1** until the double beep. The LED remains on.

Enter the Manager code. The keypad beeps twice.

Enter the ID of the user to be installed.

If the user is available, the keypad beeps twice.

Enter the code to be associated with the user (and the Dallas key if necessary).

Enter again the code to confirm it (and the Dallas key if necessary).




Disable/Enable users (Function not available if the dual code opening is activated)

Press and hold **2** until the double beep. The LED remains on.

Enter the Manager code. The keypad beeps twice.

All users are disabled/enabled.



Delete an user

Press and hold **3** until the double beep. The LED remains on.

Enter the Manager code. The keypad beeps twice.

Enter the ID of the user to be deleted.

The keypad beeps twice. The user is deleted.



Membrane test

Press and hold **5** until the double beep. The LED remains on.

Enter the following sequence of keys: **1 2 3 4 5 6 7 8 9 0**  **OK**
At the end the LED turns off.

A damaged key is indicated with a long beep.



ERC (Emergency Rescue Code)

If the function is available, allows to perform an emergency opening in case of loss of all the opening codes.

Press and hold **8** until the double beep. The LED remains on.

Enter the ERC code (98 – X X X X X X X X). The LED flashes.

Lock has been restored with the standard codes.



Time delay (Time Delay programmable from 0 to 99 minutes; Open Window from 1 to 19 minutes)


Press and hold **9** until the double beep. The LED remains on.

Enter the Manager code. The keypad beeps twice.

Enter the values for the time delay and the open window in two digits (e.g. 10 and 05).

Confirm the values for the time delay and the open window in two digits (e.g. 10 and 05).

Attention, the time delay can only be lowered in the open window.



PulsePro

50 USERS

| | Manager management | Second Manager | Second Master | Configuration number |
|-----------------|--------------------|----------------|---------------|----------------------|
| 50 Users | - | - | - | 07 |
| | ✓ | - | - | 17 |
| | ✓ | ✓ | - | 37 |
| | ✓ | ✓ | ✓ | 77 |
| | ✓ | - | ✓ | 57 |
| | - | ✓ | - | 27 |
| | - | ✓ | ✓ | 67 |
| | - | - | ✓ | 47 |

| | Manager management | Second Manager | Second Master | Configuration number |
|--|--------------------|----------------|---------------|----------------------|
| 50 Users with dual code opening | - | - | - | 09 |
| | ✓ | - | - | 19 |
| | ✓ | ✓ | - | 39 |
| | ✓ | ✓ | ✓ | 79 |
| | ✓ | - | ✓ | 59 |
| | - | ✓ | - | 29 |
| | - | ✓ | ✓ | 69 |
| | - | - | ✓ | 49 |

50 USERS+ 10 OVERRIDE USERS

| | Manager management | Secondo Manager | Secondo Master | Configuration number |
|-------------------------------------|--------------------|-----------------|----------------|----------------------|
| 50 Users + 10 Override users | - | - | - | 06 |
| | ✓ | - | - | 16 |
| | ✓ | ✓ | - | 36 |
| | ✓ | ✓ | ✓ | 76 |
| | ✓ | - | ✓ | 56 |
| | - | ✓ | - | 26 |
| | - | ✓ | ✓ | 66 |
| | - | - | ✓ | 46 |

| | Manager management | Second Manager | Second Master | Configuration number |
|--|--------------------|----------------|---------------|----------------------|
| | | | | |
| | | | | |
| | | | | |
| | | | | |
| | | | | |
| | | | | |
| | | | | |
| | | | | |
| | | | | |

50 USERS + 10 OVERRIDE USERS, Dual mode opening

| | Manager management | Second Manager | Second Master | Configuration number |
|---|--------------------|----------------|---------------|----------------------|
| 50 Users + 10 Override users in dual code opening with all users | - | - | - | 05 |
| | ✓ | - | - | 15 |
| | ✓ | ✓ | - | 35 |
| | ✓ | ✓ | ✓ | 75 |
| | ✓ | - | ✓ | 55 |
| | - | ✓ | - | 25 |
| | - | ✓ | ✓ | 65 |
| | - | - | ✓ | 45 |

| | Manager management | Second Manager | Second Master | Configuration number |
|---|--------------------|----------------|---------------|----------------------|
| 50 Users + 10 Override users. All users in dual code opening | - | - | - | 08 |
| | ✓ | - | - | 18 |
| | ✓ | ✓ | - | 38 |
| | ✓ | ✓ | ✓ | 78 |
| | ✓ | - | ✓ | 58 |
| | - | ✓ | - | 28 |
| | - | ✓ | ✓ | 68 |
| | - | - | ✓ | 48 |

Further information

For the complete manual and further information on the product's features, please visit www.tecnosicurezza.it

GLOBAL HEADQUARTERS
Tecnosicurezza SpA
Via Cesare Battisti. 276
37057 San Giovanni Lupatoto
Verona
Tel.+39 045 826 64 70
Fax. +39 045 826 64 69
info@tecnosicurezza.it

USA HEADQUARTERS
Tecnosicurezza Inc.
50, Thomas Lane
Versailles, KY 40383
Tel.+1 859 490 89 30
info@usatecno.com

SPAIN HEADQUARTERS
Tecnosicurezza Sa
C/Menor, 4 - Nave 10
Pol. Ind La Mina 28770
Colmenar Viejo
Tel.+34 91 804 33 91
Fax.+34 91 804 32 63
info@tecnosicurezza.es

